

*Effective & Affordable*

# WAYFINDING

*Solutions*

Flow people through any facility from front entrance to final destination using Directories, Cubicle Signs, Changeable Inserts, Ceiling Hung and Projecting Hallway signage.

**steel art**  
Architectural Signage | Look Close



**Metal Laminate Wall Sign**

- Brass Accent Bar
- ADA Compliant Braille

**Acrylic Wall Sign**

- Window Insert
- ADA Compliant Braille

**Steel Art** has always offered the highest quality architectural signage. As industry leaders in innovation, we are pleased to bring you the same quality with our new **Wayfinding Solutions...** Effective and affordable are the hallmarks of this product offering.

What distinguishes our Wayfinding products from other offerings is the simplicity, flexibility and functionality all aimed at saving cost while providing value. This manufactured solution incorporates the ability for changeable messaging, Chemetal™ laminates, digitally printed graphics, ADA braille and integrally designed embellishments.

We look forward to working with you on your next Wayfinding project. Talk to your Steel Art project manager today to see how our new Wayfinding System can work for you.

**steel art**

Architectural Signage | Look Close

## Wayfinding Solutions Available in Acrylic or Metal Laminate

### DIRECTORY Solutions

When entering a facility or exiting an elevator, visitors need directional guidance to locate their intended destination.

This guidance may be with changeable inserts or fixed messaging.

*Single or multiple window slots for changeable inserts can be added at a true value-engineered cost.*



### WALL SIGN Solutions

Proceeding down a hallway or through a space, visitors need knowledge of the purpose, occupancy or information regarding the area, room or person they are seeking.

The proper signage is displayed on the wall clearly informing the visitor of this, along with compliant ADA Braille.

*Beautiful stainless steel or brass embellishments and accents are available to bring your signage to a whole new level.*



### CUBICLE/PERSONNEL Solutions

Today's office areas are portioned off with cubicles for designated functions, ie. Marketing, Patient Services, Student Guidance or by personnel names and titles.

In order to organize and label these cubicles, signage with changeable inserts and color-coding per like Teams is desirable. Rapid ability to generate constantly changing inserts at virtually no cost is a plus.

*Non-glare first surface acrylic with vandal resistant graphics, either smooth or raised with braille dots to meet ADA requirements.*




### PROJECTING Solutions

Controlling people traffic down a long hallway can be accomplished with Projecting Signs.

While at the beginning of a hallway the visitor can easily determine if the destination is at hand.

This works especially well with often used functions such as restrooms, elevators, vending machines and stairs.

*Signage is available in virtually any size your design specifies and there is no extra charges for off sizes. There is never a restriction to colors, graphics, patterns, window sizes, etc.*



### CEILING HUNG Solutions

An effective way to inform and direct the public which direction to move in for specific services or operations in a larger facility.

Prevents confused groups of visitors from forming, while reading which way will get them to their destination, keeps a constant flow of people traffic on the move.

Ceiling hung signs are cost effective as they will be seen and used by a larger quantity of visitors... and are especially useful in large hallways or open areas.

*Whatever you design into this cost effective interior signage system will be manufactured and delivered on time and within budget.*

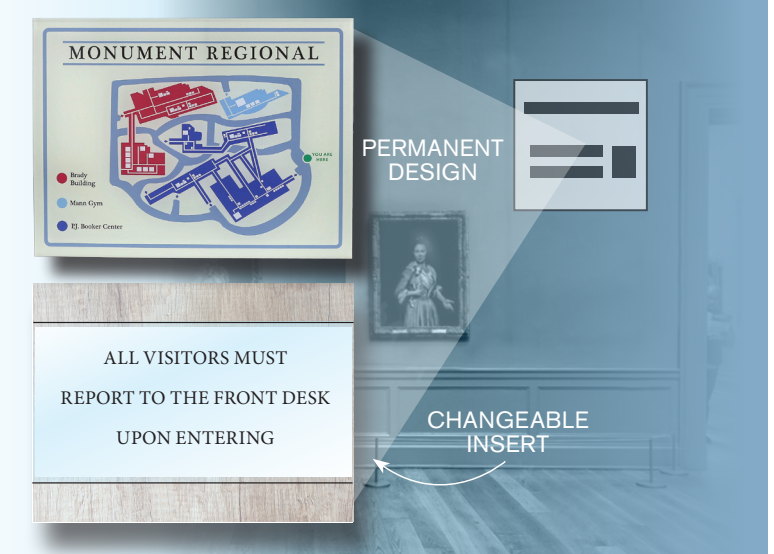


### ANNOUNCEMENT/MAP Solutions

A very effective means for lost visitors to get their bearings, get a sense of where you are in relation to various offices, spaces, restrooms, elevators, stairs, etc.

Announcement signage available with dry erase capability or changeable message inserts inform visitors of events, times and presenters, etc.

*Colors, patterns and images show through from second surface brilliantly.*



## Wayfinding Fabrication Specifications

All Wayfinding Solutions Available in Acrylic or Metal Laminate

### DIRECTORY Solutions

**Mounting & Installation:**

Double Sided Tape, Stand Off, Stud Mount

**Thickness:**  
.25", .375", .5"

**Insert Slots\*:**  
Unlimited Number & Size

**Embellishments/Accents:**

- Stainless Steel, Brass, Aluminum
- Rectangular, Square, Round
- Satin, Matte, Mirror Polish, Painted

**Colors:**

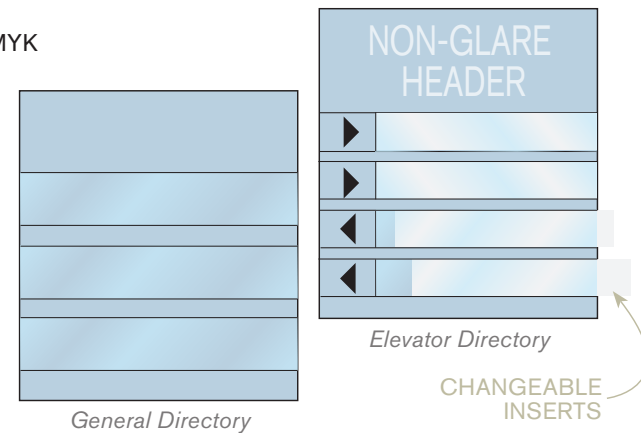
Full Color Image, PMS/CMYK

**Patterns:**

Stock or Custom

**Size Range:**

10"x10" to 48"x48"  
(Any Size Between)



### CUBICLE/PERSONNEL Solutions

**Mounting & Installation:**

Hanging Brackets, Double Sided Tape, Felt Base Desk Signs

**Thickness:**  
.25", .375", .5"

**Insert Slots\*:**  
Unlimited Number & Size

**Embellishments/Accents:**

- Stainless Steel, Brass, Aluminum
- Rectangular, Square, Round
- Satin, Matte, Mirror Polish, Painted

**Colors:**

Full Color Image, PMS/CMYK

**Patterns:**

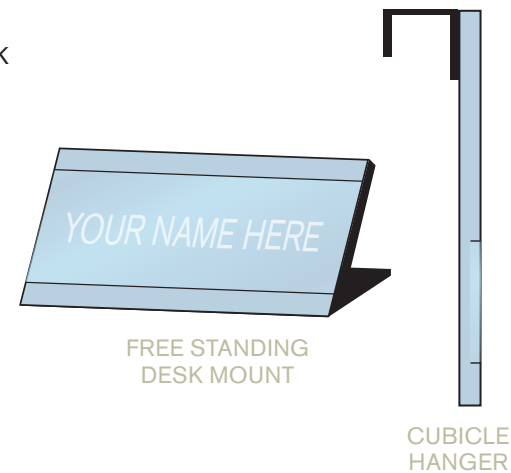
Stock or Custom

**Graphics:**

ADA Compliant  
Raised Letters  
Braille

**Size Range:**

2"x6" to 12"x18"  
(Any Size Between)



### WALL SIGN Solutions

**Mounting & Installation:**

Double Sided Tape, Stand Off, Stud Mount

**Thickness:**  
.25", .375", .5"

**Insert Slots\*:**  
Unlimited Number & Size

**Embellishments/Accents:**

- Stainless Steel, Brass, Aluminum
- Rectangular, Square, Round
- Satin, Matte, Mirror Polish, Painted

**Colors:**

Full Color Image, PMS/CMYK

**Patterns:**

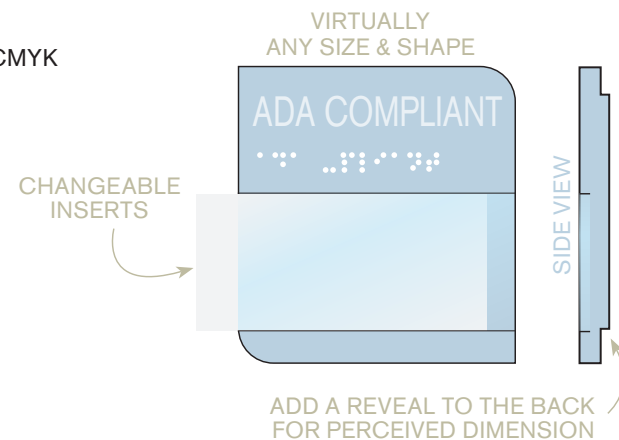
Stock or Custom

**Graphics:**

ADA Compliant  
Raised Letters  
Braille

**Size Range:**

6"x6" to 48"x48"  
(Any Size Between)



\*Inserts not provided

### PROJECTING Solutions

**Mounting & Installation:**

Wall Brackets

**Thickness:**  
.25", .375", .5"

**Embellishments/Accents:**

- Stainless Steel, Brass, Aluminum
- Rectangular, Square, Round
- Satin, Matte, Mirror Polish, Painted

**Colors:**

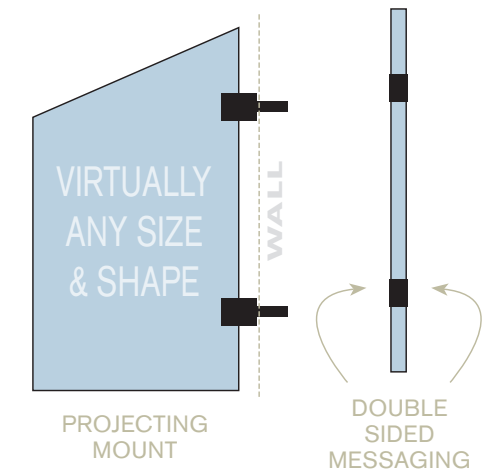
Full Color Image, PMS/CMYK

**Patterns:**

Stock or Custom

**Size Range:**

6"x8" to 18"x30"  
(Any Size Between)



### CEILING HUNG Solutions

**Mounting & Installation:**

Hanging Brackets

**Thickness:**  
.25", .375", .5"

**Embellishments/Accents:**

- Stainless Steel, Brass, Aluminum
- Rectangular, Square, Round
- Satin, Matte, Mirror Polish, Painted

**Colors:**

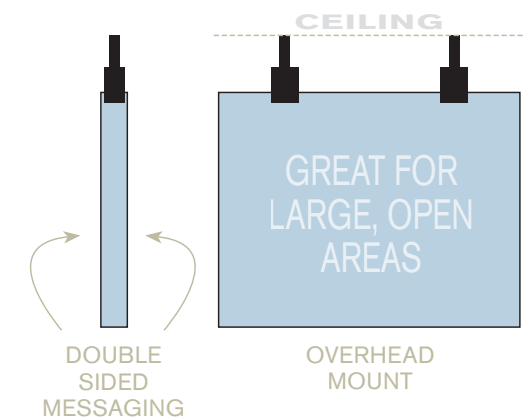
Full Color Image, PMS/CMYK

**Patterns:**

Stock or Custom

**Size Range:**

6"x12" to 18"x72"  
(Any Size Between)



### ANNOUNCEMENT/MAP Solutions

**Mounting & Installation:**

Double Sided Tape, Stand Off, Stud Mount

**Thickness:**  
.25", .375", .5"

**Insert Slots\*:**  
As Required

**Embellishments/Accents:**

- Stainless Steel, Brass, Aluminum
- Rectangular, Square, Round
- Satin, Matte, Mirror Polish, Painted

**Colors:**

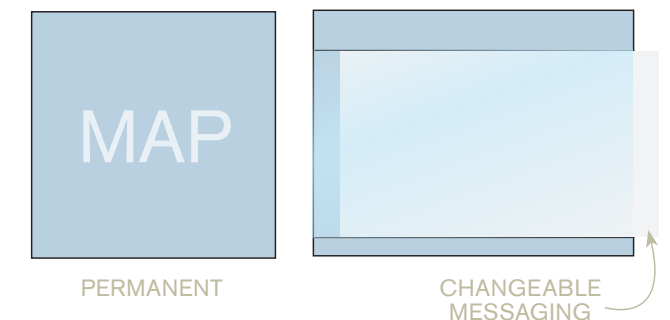
Full Color Image, PMS/CMYK

**Patterns:**

Stock or Custom

**Size Range:**

6"x6" to 48"x48"  
(Any Size Between)



\*Inserts not provided

# Look Close



Metal Laminate Wall Signs

## Add Accents

Design with embellishments in mind and add that extra level of creativity. Available in stainless steel, brass and aluminum, with square or round shapes.



Acrylic Wall Signs

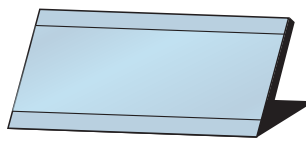
## Endless Options

Second surface printing of full color graphics, textures and patterns, Pantone™, CMYK matching systems. First surface 3D, ADA compliant braille options.

*Perceived dimension can be integrated into your wall sign by adding a reveal on the back.*

## Be Seen.

Choice of mounting methods for varied substrates completes an efficient and quick installation.



Free Standing Desk Mount



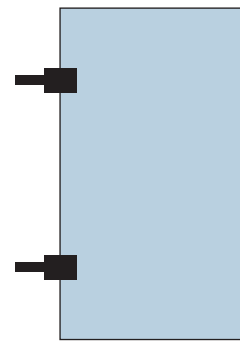
Cubicle Hanger



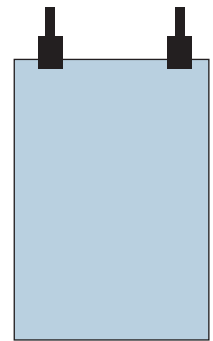
Stud Mount



Tape Mount



Projecting Mount



Ceiling Hung

Contact us today for more information or to set up a **LIVE VIDEO DEMONSTRATION**

Sales inquires to: [sales@steelartco.com](mailto:sales@steelartco.com)

EXCLUSIVELY FOR THE SIGN TRADE

# steel art

Architectural Signage | Look Close

189 Dean Street  
Norwood, MA 02062

800.322.2828 | 617.566.4079



[steelartco.com](http://steelartco.com)